

# iOS Configuration

## 4.04 Themes

The 2.0.13.0 release of Liquid UI for iOS includes following themes. Themes enable you to change the look and feel of the user interface. Currently there are four available themes that Synactive provides with Liquid UI, although additional themes will be released in future.



To access themes on Liquid UI for iOS, click on the connection type, which is on the bottom right side of the screen. A context sensitive window will pop-up. Select **Theme Selection** to apply background theme for your Liquid UI App.


The currently available themes are as follows.

- **iClassic**

The Classic theme is the original theme for Liquid UI for iOS. The Classic theme appears as shown below.

# iOS Configuration

No SIM  7:21 PM 47% 

 Return

New password

SAP

Client

800

User

Sarvani

Password

●●●●●●●●

Language

En

LiquidUI TRX juneau

# iOS Configuration

- **Tile**

The Tile theme is new in the 1.0.13.0 release of Liquid Ui for iOS. The Tile theme appears as shown below.

# iOS Configuration

No SIM

7:21 PM

46%

Return

New password

SAP

Client

800

User

Sarvani

Password

●●●●●●●●

Language

En

# iOS Configuration

**Note:** Client License supports only Classic and Tile themes.

- **Liquid UI 5**

The Liquid UI 5 theme is new in the 2.0.10.0 release of Liquid Ui for iOS. The Liquid UI 5 theme is the original default theme for Liquid UI for iOS and it appears as shown below:

# iOS Configuration

No SIM 

7:22 PM

46% 



New password

Return

## SAP

Client

800

User

Sarvani

Password

●●●●●●●●●●

Language

En

LiquidUI

TRX

juneau

# iOS Configuration

- **ORCA**

The ORCA theme is new in the 2.0.10.0 release of Liquid Ui for iOS. The ORCA theme appears as shown below:

# iOS Configuration

No SIM

7:21 PM

46%

SAP

New password

Return

Client

800

User

Sarvani

Password

●●●●●●●●

Language

En

LiquidUI

TRX

juneau



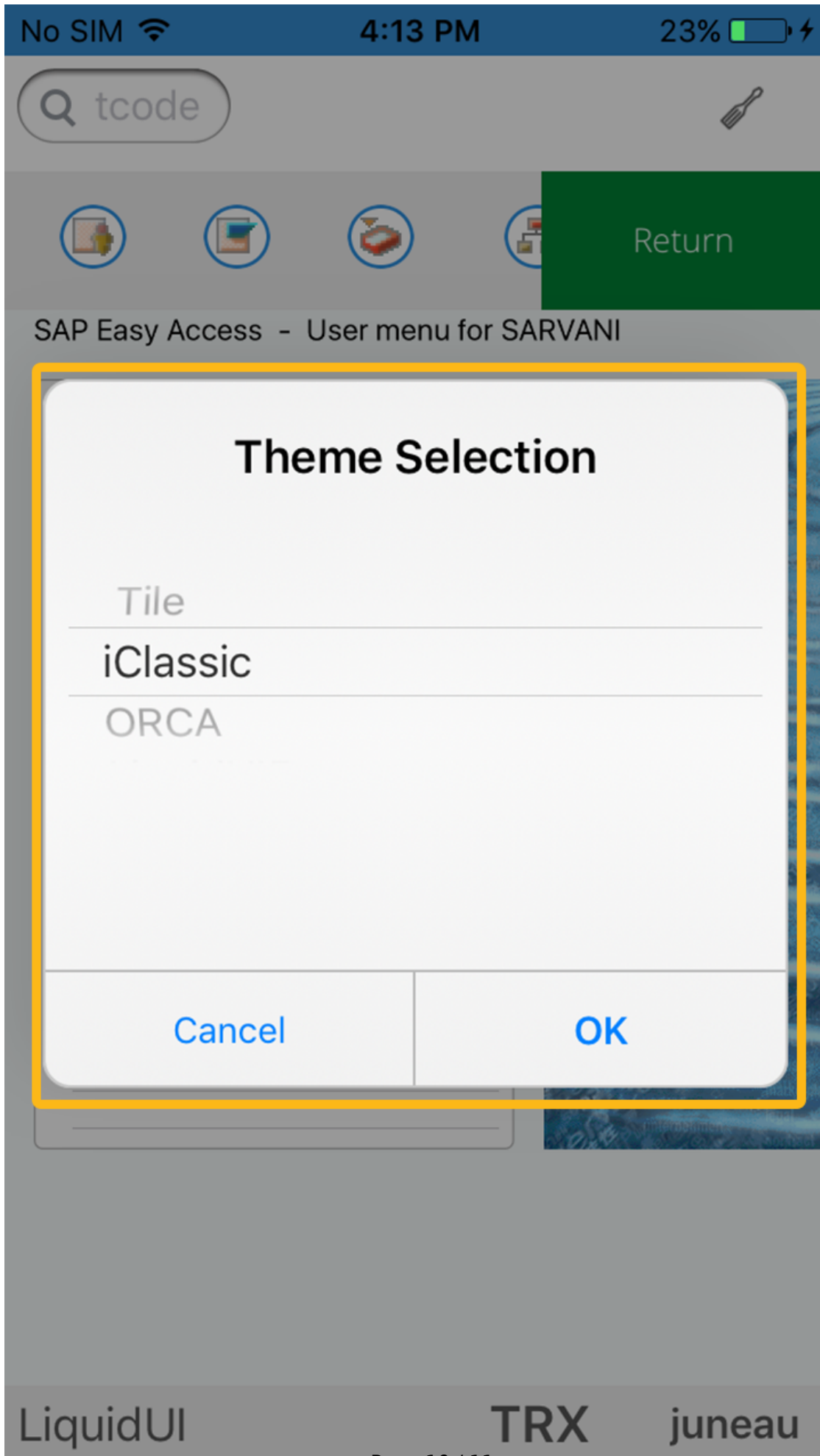
# iOS Configuration

**Note:** Enterprise License supports Classic, Tile, LiquidUI5, and Orca themes.

**To change the Liquid UI theme, please do the following.**

1. Launch Liquid UI if it is not already running.
2. Click the SAP application server name in the bottom right corner.
3. A context menu will appear as shown below. Click the 'Theme Selection' option

# iOS Configuration



# iOS Configuration

Unique solution ID: #1422

Author: Shilpa Sahu

Last update: 2018-07-04 11:56